



AMBEDKAR COLLEGE OF ARTS & SCIENCE, WANDOOR

(Aided by Govt. of Kerala & Affiliated to University of Calicut)

Run By Indiraji Memorial Society

Ambalapadi, Wandoor, Pin 679328

Phone: 04931-249666 (Office)

Email: acaswandoor@gmail.com, Website: www.ambedkarcollege.info

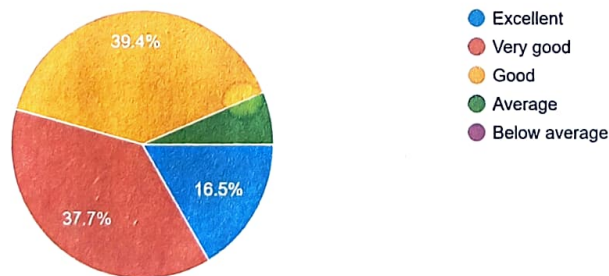
STUDENT FEEDBACK ANALYSIS REPORT 2023-24 (EVEN SEMESTER)

INTRODUCTION


Student feedback analysis plays a crucial role in a college environment. Analyzing feedback helps to identify the strengths and weaknesses in teaching methods, course content, and overall educational experiences and allowing for continuous improvement. Understanding the student opinions can guide the development of programs and activities that resonate with their interests and needs, fostering a more engaged campus community. Incorporating student feedback analysis creates a more responsive, inclusive, and effective educational environment, ultimately enhancing the overall college experience. Ambedkar College of Arts and Science, Wandoor regularly collects feedback from students in every academic year and proper measures are taken to enhance and refine the educational practices within the institution.

STUDENT FEEDBACK ANALYSIS THROUGH GRAPHICAL REPRESENTATION

1. Topics covered in the curriculum and syllabi of the courses are relevant for life and are sufficient
284 responses



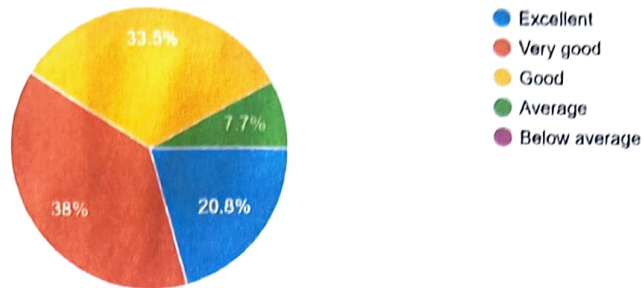
The above Graphical representation shows that 16.5% of students responded to the question "Topics covered in the curriculum and syllabi of the courses are relevant for life and are sufficient " as excellent and 37.7% as very good. 39.4% responded as good and only 6.4% students responded as average.




PRINCIPAL
AMBEDKAR COLLEGE OF ARTS &
WANDOOR, MALAPPURAM, DT

2. Extent of syllabi covered in the class are sufficient to attend the internal exams (CIA)

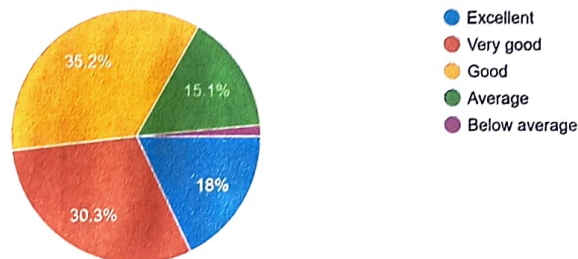
284 responses



The above Graphical representation shows that 20.8% of students responded to the question "Extent of syllabi covered in the class are sufficient to attend the internal exams " as excellent and 38% as very good. 33.5% responded as good and only 7.7% students responded as average.

3. Course delivery by the faculty member in the class are interesting, interactive and participative

284 responses

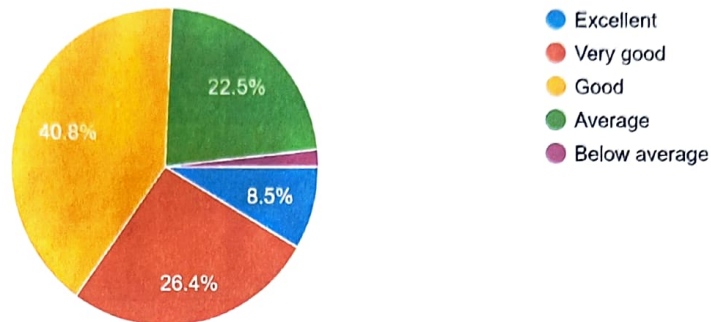


The above Graphical representation shows that 18% of students responded to the question "Course delivery by the faculty member in the class are interesting, interactive and participative " as excellent and 30.3% as very good. 35.2% responded as good and only 15.1% students responded as average.



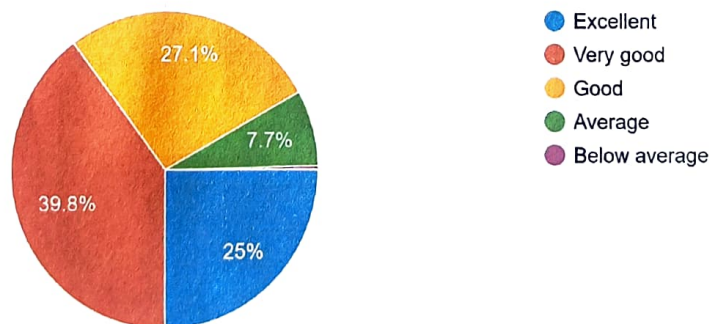

PRINCIPAL
AMBEDKAR COLLEGE OF ARTS &
WANDOOR, MALAPPURAM, DT.

4. Percentage usage of teaching aids and ICT in the class by faculty to facilitate teaching
284 responses




The above Graphical representation shows that 8.5% of students responded to the question "Percentage usage of teaching aids and ICT in the class by faculty to facilitate teaching " as excellent and 26.4% as very good. 40.8% responded as good and only 22.5% students responded as average.

5. Fairness in the assessment processes (CAI, QUIZ Assignments, etc)
284 responses

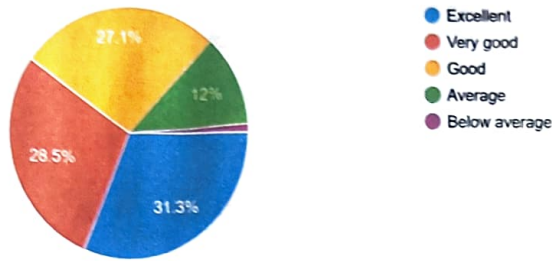


The above Graphical representation shows that 25% of students responded to the question "Fairness in the assessment processes(CAI, QUIZ Assignments etc" as excellent and 39.8% as very good. 27.1% responded as good and only 7.7% % students responded as average.



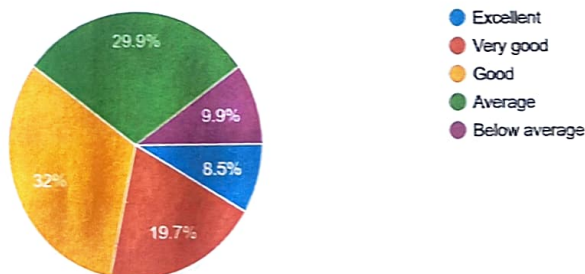

PRINCIPAL
AMBEDKAR COLLEGE OF ARTS &
WANDOOR, MALAPPIRAM, DT.

6. Internal exam schedule ,portions ,evaluations and announcement of results
284 responses



The above Graphical representation shows that 31.3% of students responded to the question "Internal exam schedule, portions, evaluations and announcements of results" as excellent and 28.5% as very good. 27.1% responded as good and only 12% students responded as average.

7. Opportunities in the institution for Research Activities
284 responses



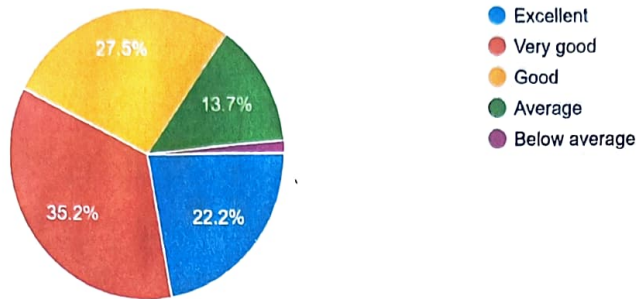
The above Graphical representation shows that 8.5% of students responded to the question "opportunities in the Institution for Research Activities" as excellent and 19.7% as very good. 32% responded as good , 29.9% as average and 9.9% students responded as below average.




PRINCIPAL
AMBEDKAR COLLEGE OF ARTS &
MANDOOR, MALAPPURAM DT.

8. Opportunity to participate in events outside, extra curricular activities (Sports, Fine Arts)

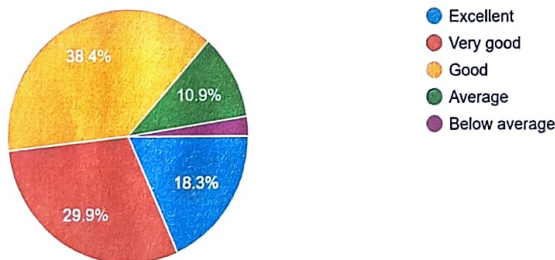
284 responses



The above Graphical representation shows that 22.2% of students responded to the question "opportunity to participate in events outside, extra curricular activities"(Sports, Fine Arts) as excellent and 35.2% as very good. 27.5% responded as good , and 13.7% as average.

9. Opportunities for out of classroom learning(Invited Lectures, Seminars, Workshops, Value added programs, conferences and Competitions)

284 responses



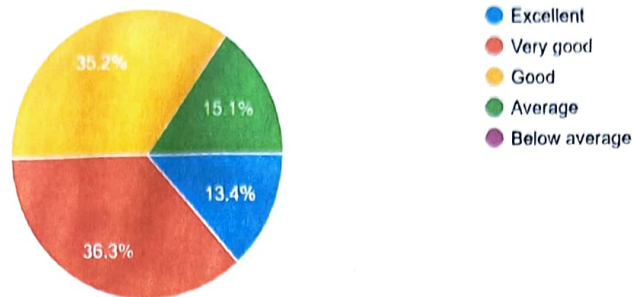
The above Graphical representation shows that 18.3% of students responded to the question "opportunity for out of classroom learning(Invited Lectures, Seminars, Workshops, Value added programs, conferences and competitions) as excellent and 29.9% as very good. 38.4% responded as good , and 10.9% as average.




PRINCIPAL
AMBEDKAR COLLEGE OF ARTS &
WANDOOR, MALAPPUARAM DT.

10. Overall Learning Experience

284 responses



The above Graphical representation shows that 13.4% of students responded to the question "Overall Learning Experience" as excellent and 36.3% as very good. 35.2% responded as good , and 15.1% as average.

Conclusion

This feedback analysis underscores a nuanced understanding of the curriculum's strengths and areas for improvement. The students acknowledged more opportunities for research activities and out of classroom activities like seminars, workshops, conferences etc. Better usage of ICT facilities by the teachers is also highly recommended.



PRINCIPAL
AMBEDKAR COLLEGE OF ARTS &
WANDOOR.MALAPPHIRAM.DT